



Build a Snowman



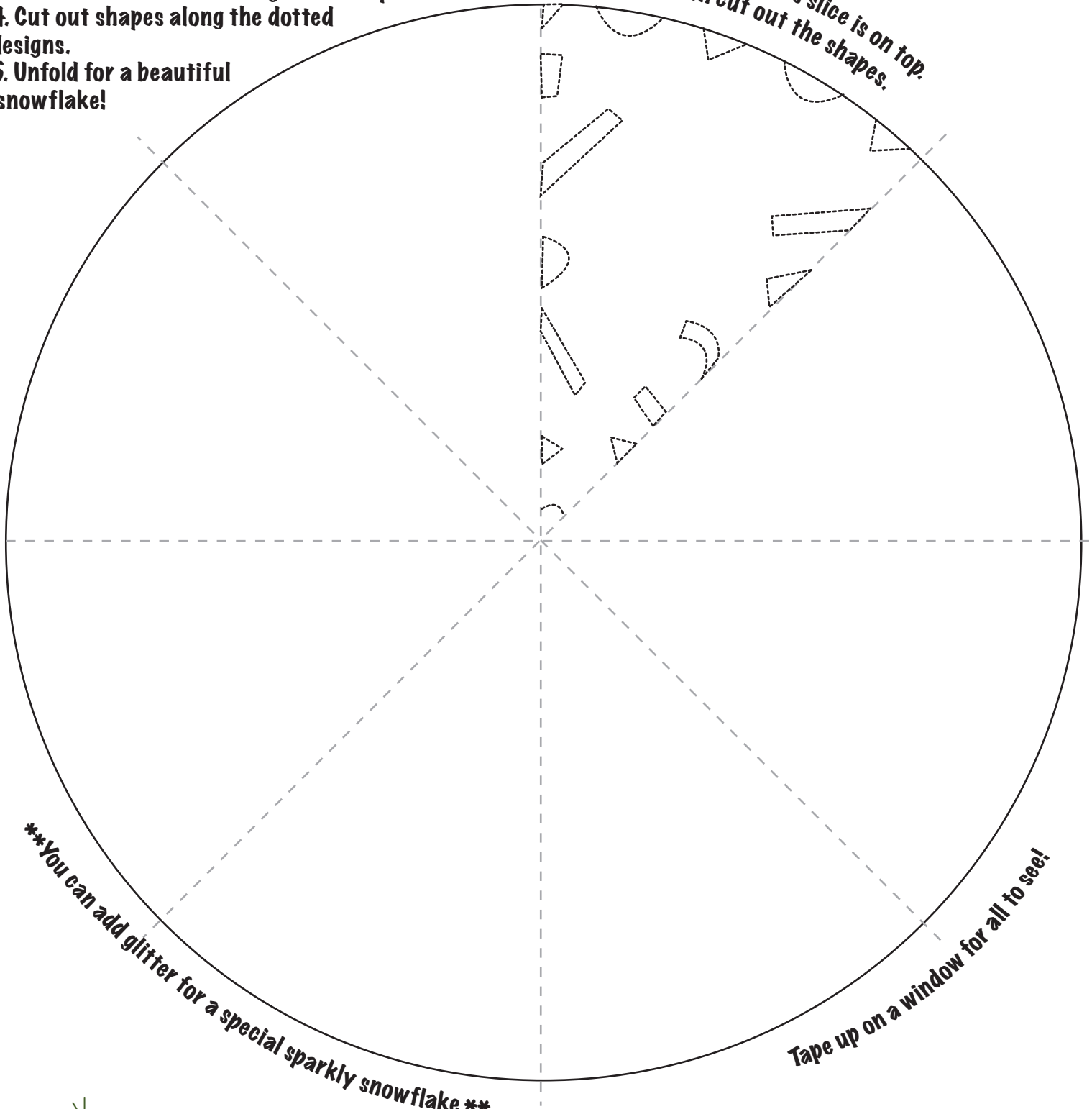
First, ✂ cut off the bottom part of the page along the dotted line. Then, cut out the circles and glue them on the picture above to build a fun snowman! Don't forget to draw a face. Hang your snowman in a special place.

Make a Paper Snowflake!

Make a pretty snowflake to decorate for the holidays.

1. Carefully cut out the circle.
2. Fold in half along the dotted lines.
3. Fold in half twice more along the lines. Make sure the slice with the small designs is on top.
4. Cut out shapes along the dotted designs.
5. Unfold for a beautiful snowflake!

*Make sure this slice is on top.
Then cut out the shapes.*



You can add glitter for a special sparkly snowflake.

Tape up on a window for all to see!